



# ConnectCarolina 2018 User Conference

## **FLUID NAVIGATION FOR STUDENTS**

**A MORE MODERN STUDENT CENTER**

Julie Dockens



Making the connections

# Welcome





## PeopleSoft Fluid User Interface

- **The next evolutionary step for the PeopleSoft application user experience.**
- **It takes advantage of the latest web development standards (HTML 5.0 and CSS 3.0).**
- **Provides a flexible application that can be accessed from a variety of devices and display a suitable interface on multiple form factors.**
- **Attractive, efficient, and offers the user the experience that today's workforce needs and expects.**
- **The direction of all future PeopleSoft application development.**



## **SAFE HARBOUR: “Don’t quote me”**

**Most of what you are about to see is**

**DRAFT MATERIAL**

**and examples of what COULD be developed.■**



## ConnectCarolina Portal Log On Page today

What  
might  
change?



# FLUID NAVIGATION FOR STUDENTS A MORE MODERN STUDENT CENTER

## Student Center today



**Connect CAROLINA**Julie Dockens, Welcome!

Julie's Student Center

▼ Academics

Search

Plan

Enroll

My Academics

Order an Enrollment Cert

Order an Official Transcript

Schedule Planner

Order My Textbooks

other academic... ▼

You are not enrolled in classes.

Enrollment Shopping Cart ▶

▼ Student Financials

My Account

Pay Bills/Manage Student Finances

Financial Aid

View Financial Aid

Accept/Reduce

Decline Awards

Report Outside Aid

other financial... ▼

You have no outstanding charges at this time.

▼ Personal Information

Demographic Data

Emergency Contact

Names

User Preferences

other personal... ▼

Contact Information

Home Address

Home Phone

Mailing Address

UNC E-Mail Address

Search for Classes

▼ Holds

Details ▶

▼ To Do List

Admissions Items

General Items

▼ Milestones

No Milestones

▼ Enrollment Dates

Open Enrollment Dates

▼ Advisor

Program Advisor

None Assigned

6



Making the connections

# FLUID NAVIGATION FOR STUDENTS

## A MORE MODERN STUDENT CENTER

### Portal Home Page today

Connect  
CAROLINA

Julie Dockens, Welcome!

Home | Add To Favorites | Sign out

Favorites ▾ Main Menu ▾

SelfService

Student Administration

Finance

HR/Payroll

Enterprise Reporting

General Links

Teaching Resources

Research Resources

Announcements

DAILY STATUS

● ConnectCarolina

● InfoPorte

Last Month Close - July

Announcements

Effective Tuesday, August 14, 2018, WebFOCUS for Student Administration will no longer be available for use.

General Information

**Firefox v58.1.** There is a known cursor placement issue with Firefox v58.1 in the following environments: HR, Student Administration and Finance using Windows 7, 8 or 10. If you use the Tab key after clicking OK for any error/warning pop-up message, the cursor jumps to the Home link on the top of the page. The Tab key then follows all the portal links, etc.. It is recommended that you use your mouse rather than the Tab key to move the cursor back to the field you were working in before the error message.

**Beware of Multiple Phishing Attempts:** Do not respond or click on links in these emails. [Attach the phishing emails](#) to a new email and send to [phish@unc.edu](mailto:phish@unc.edu). Visit <https://its.unc.edu/phish-alerts/> to see reported and confirmed phish attempts.

**VPN Access Requires 2-Step:** If you plan to work off-campus, you need the extra security provided by VPN and 2-Step Verification. If you need to install VPN, go to <https://help.unc.edu/help/vpn-installation-and-clients>. To learn more about 2-Step Verification, go here: [2-Step Verification](#)

**Accessing TIM with Firefox:** If you are using Firefox as your browser and have issues accessing TIM, please add the Shockwave Flash plug-in. Step-by-step directions are available [here](#).

**Potential Printing Issues:** Windows 7 or 8 users may experience issues printing from ConnectCarolina using Internet Explorer. It is recommended to print using print preview, or use Firefox or Chrome. For additional information, click [here](#).

**Log in From Landing Page:** If you approve transactions in ConnectCarolina, be sure to log in to ConnectCarolina using the green button on the ConnectCarolina landing page. Don't use the link in the message to protect yourself from phishing attempts.

**Issues with Viewing Signatures in Mozilla Firefox:** Learn more [here](#).

Agreeing to the Terms of Use

Everyone who has an administrative role in ConnectCarolina or who uses InfoPorte needs to agree to the Terms of Use. You can click the **Terms of Use** link under Self Service, or if you are getting administrative access in ConnectCarolina, you can wait for that access to be given. When it is, you'll see a message the next time you sign in, and you can read and agree to the Terms of Use from that message. If you do not agree to the Terms of Use, you will be blocked from using ConnectCarolina and InfoPorte.

7



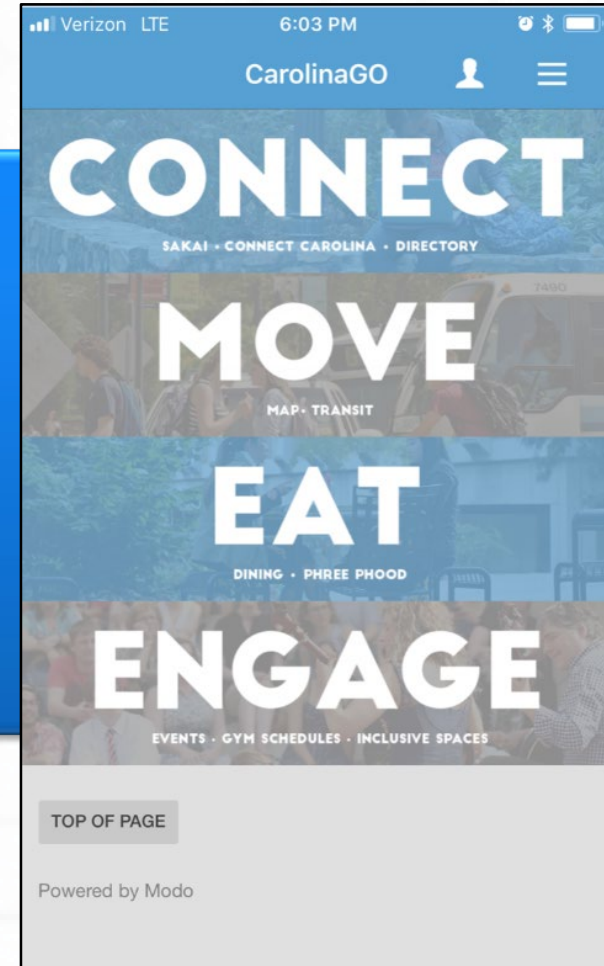
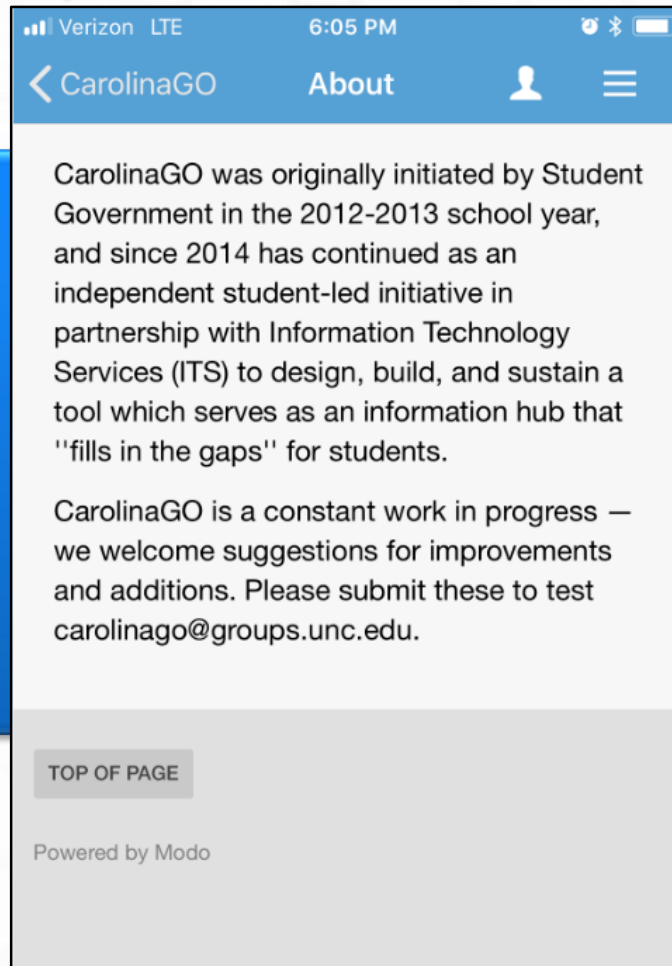


Making the connections

# FLUID NAVIGATION FOR STUDENTS A MORE MODERN STUDENT CENTER



## ConnectCarolina Mobile App CarolinaGO

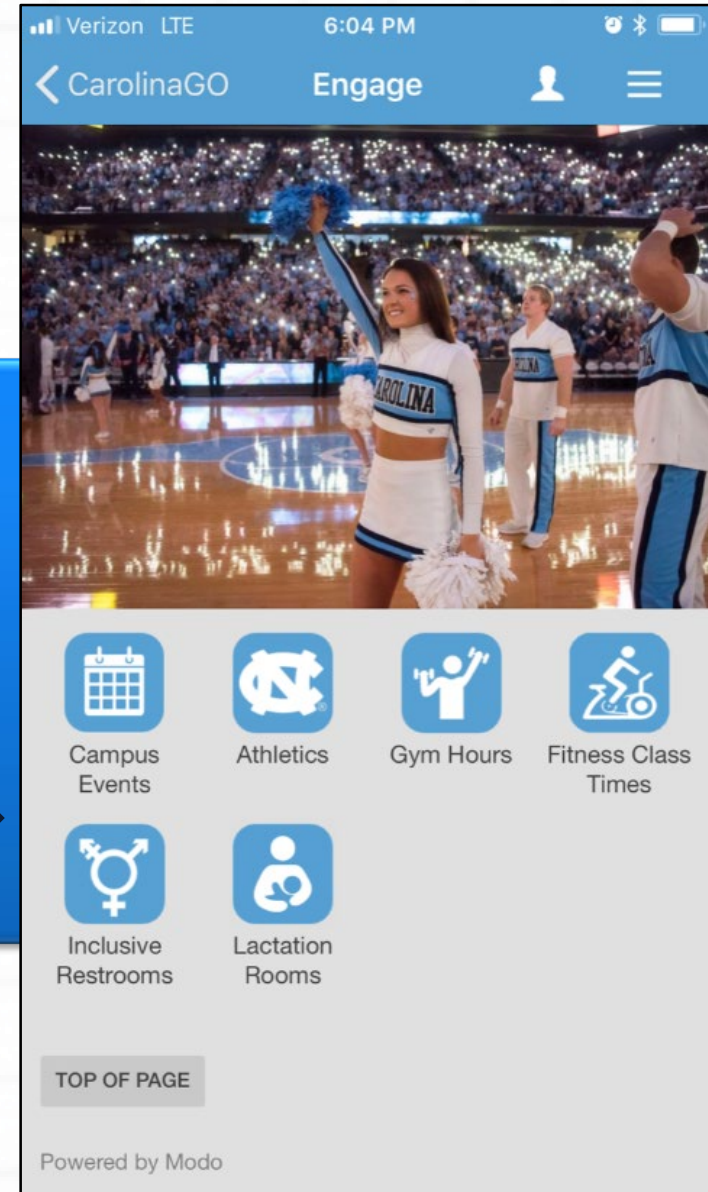
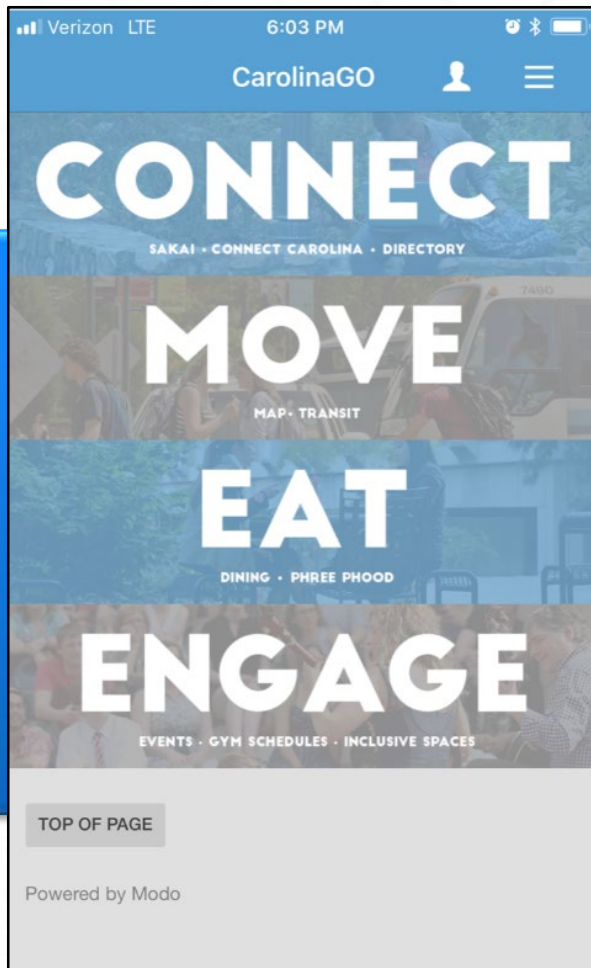






Making the connections

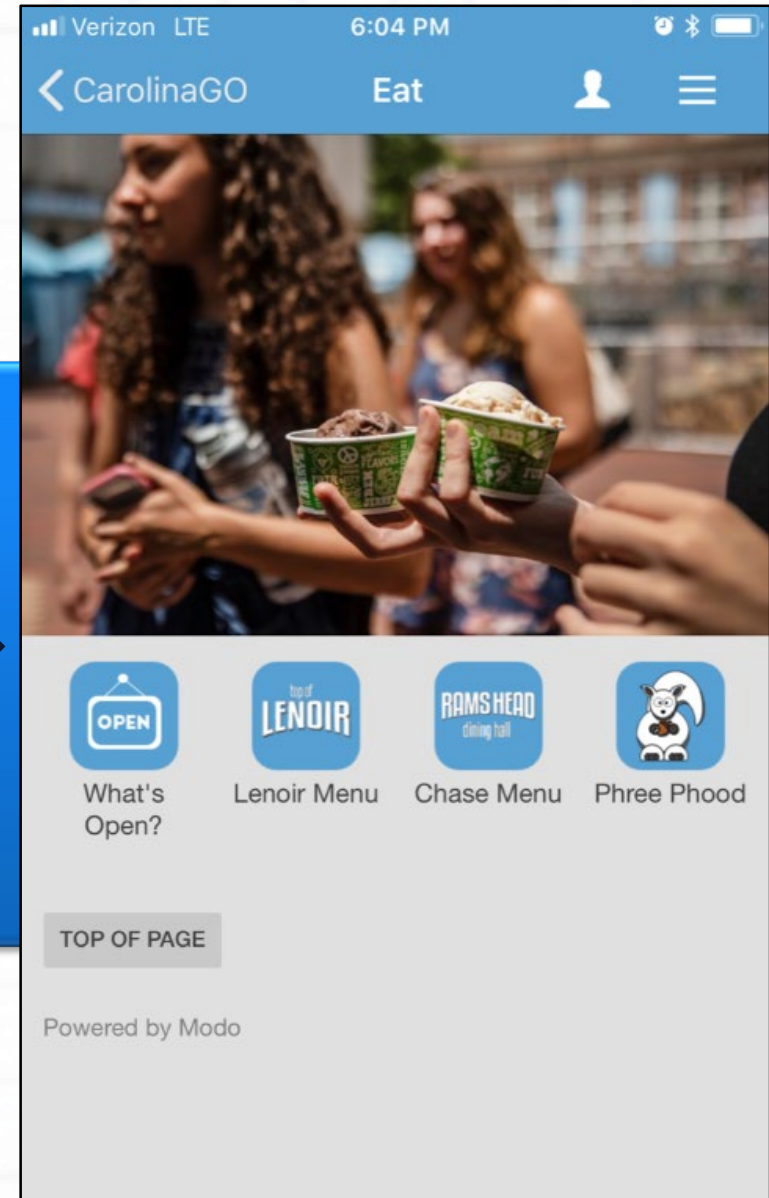
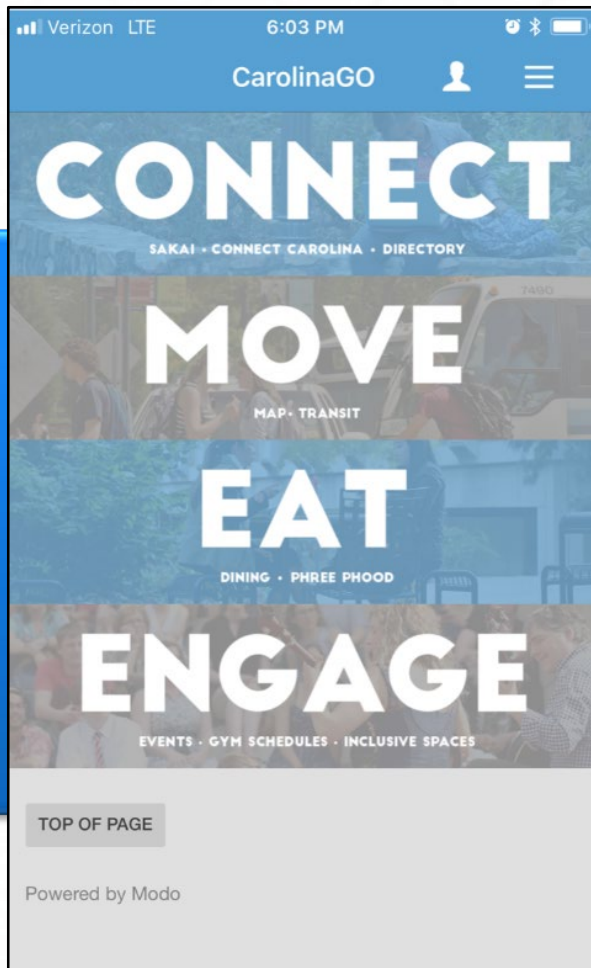
# FLUID NAVIGATION FOR STUDENTS A MORE MODERN STUDENT CENTER





Making the connections

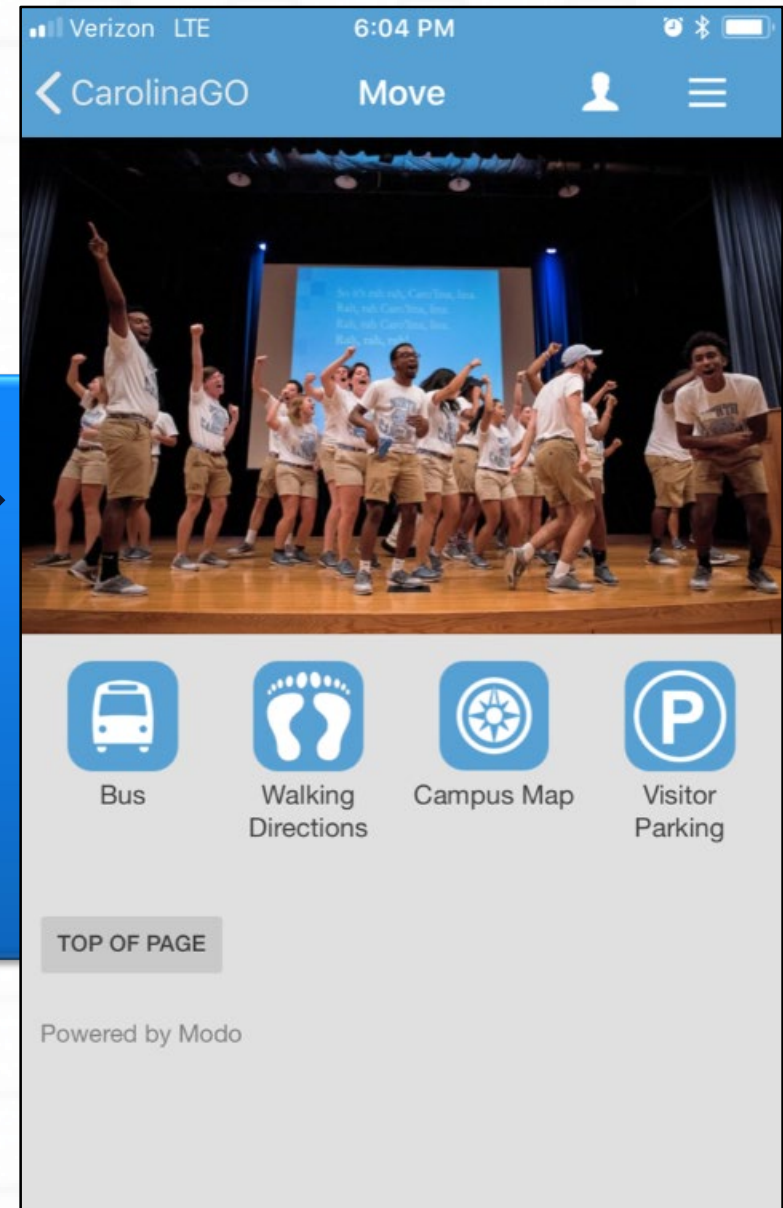
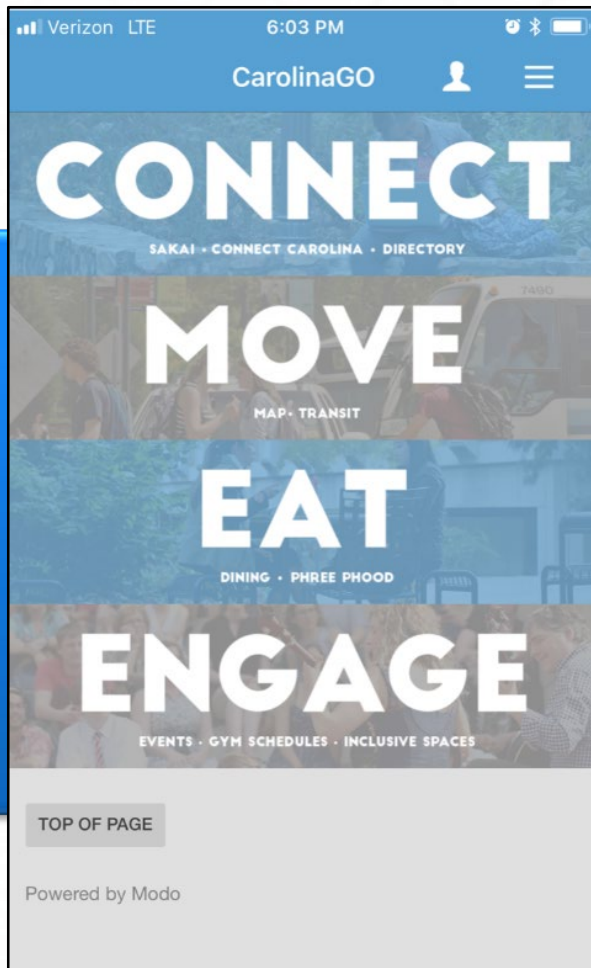
# FLUID NAVIGATION FOR STUDENTS A MORE MODERN STUDENT CENTER





Making the connections

# FLUID NAVIGATION FOR STUDENTS A MORE MODERN STUDENT CENTER

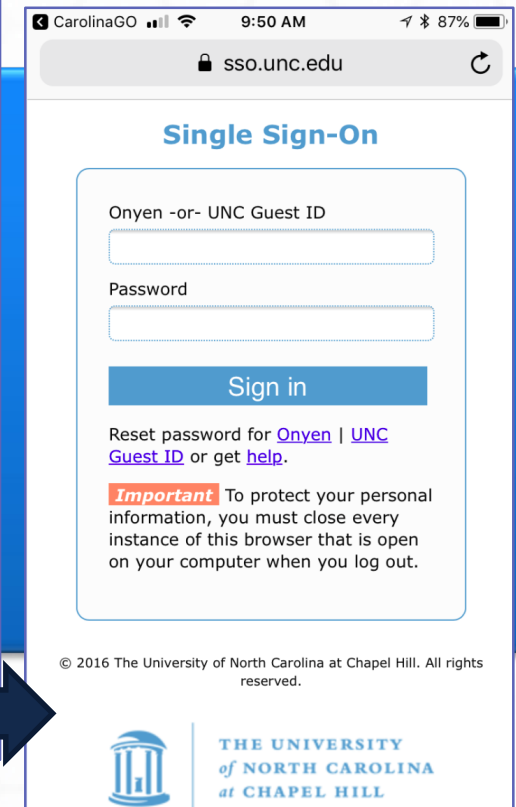
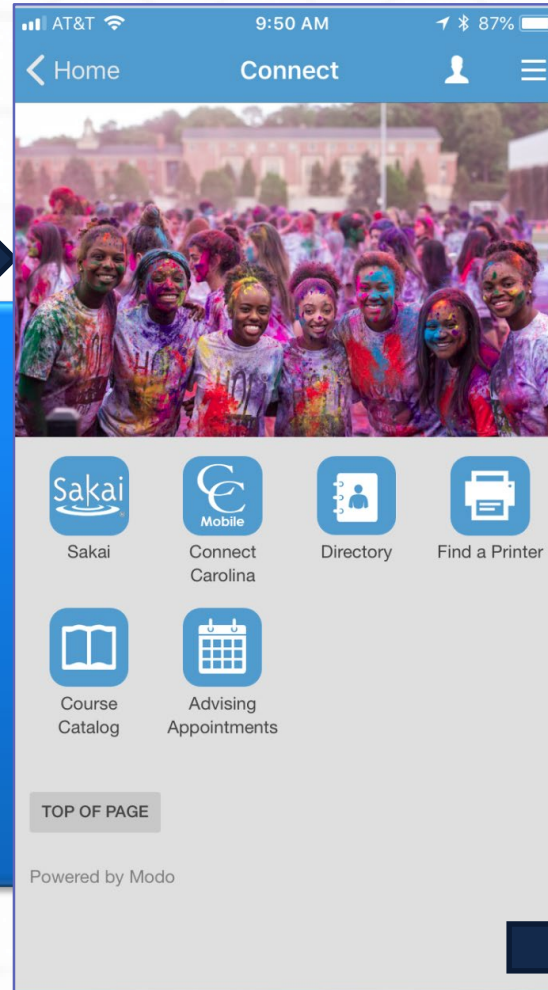






Making the connections

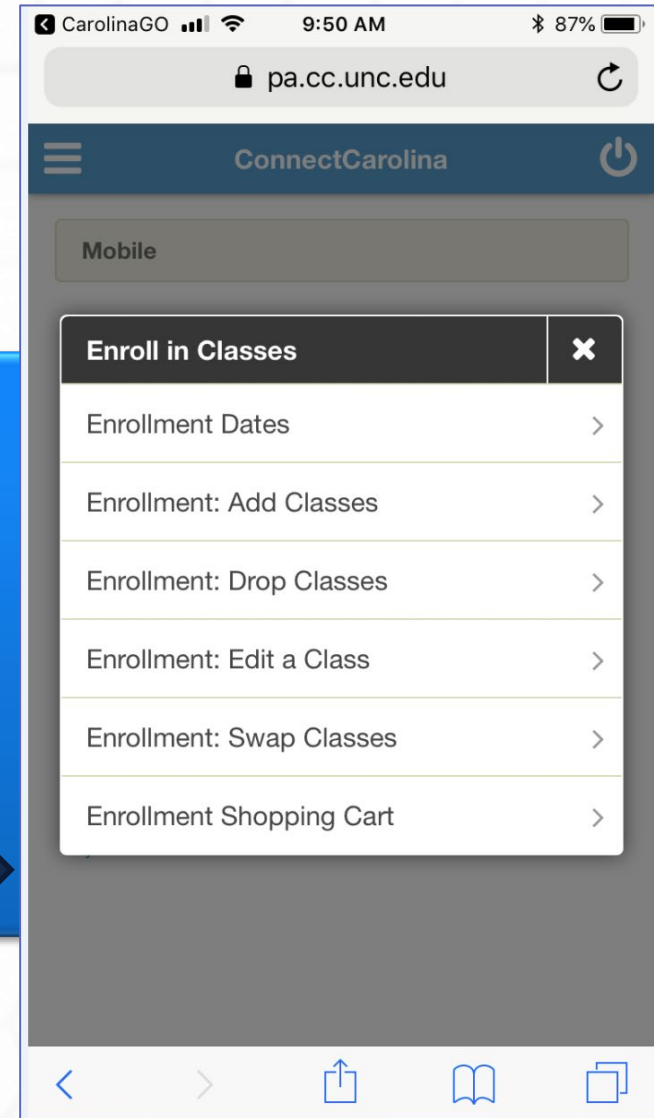
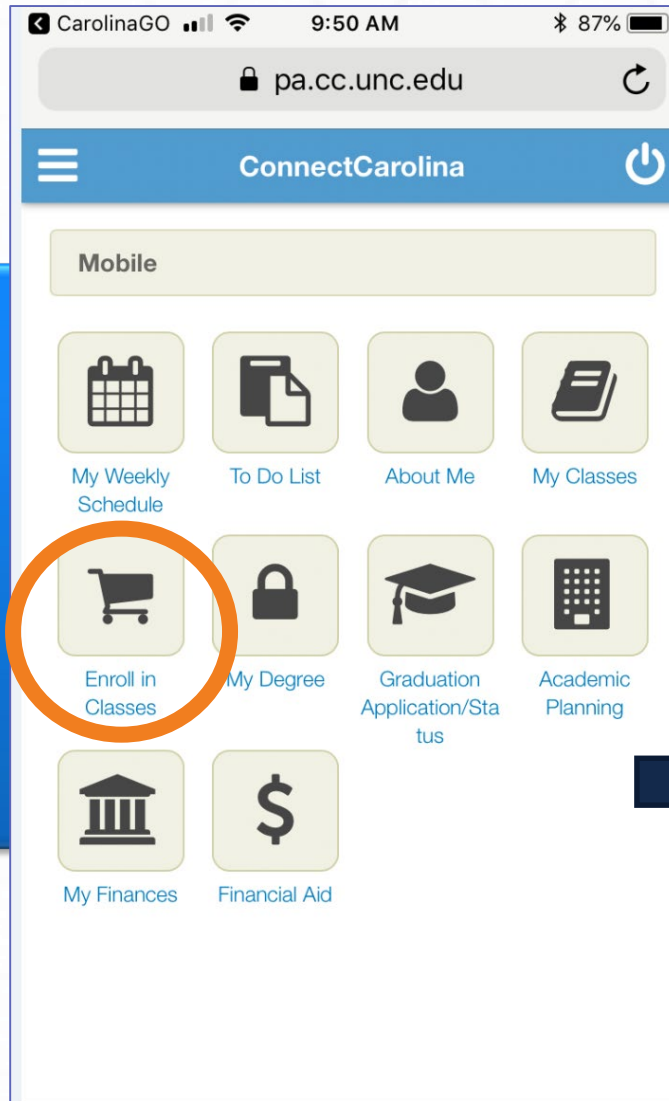
# FLUID NAVIGATION FOR STUDENTS A MORE MODERN STUDENT CENTER





# FLUID NAVIGATION FOR STUDENTS A MORE MODERN STUDENT CENTER

Making the connections

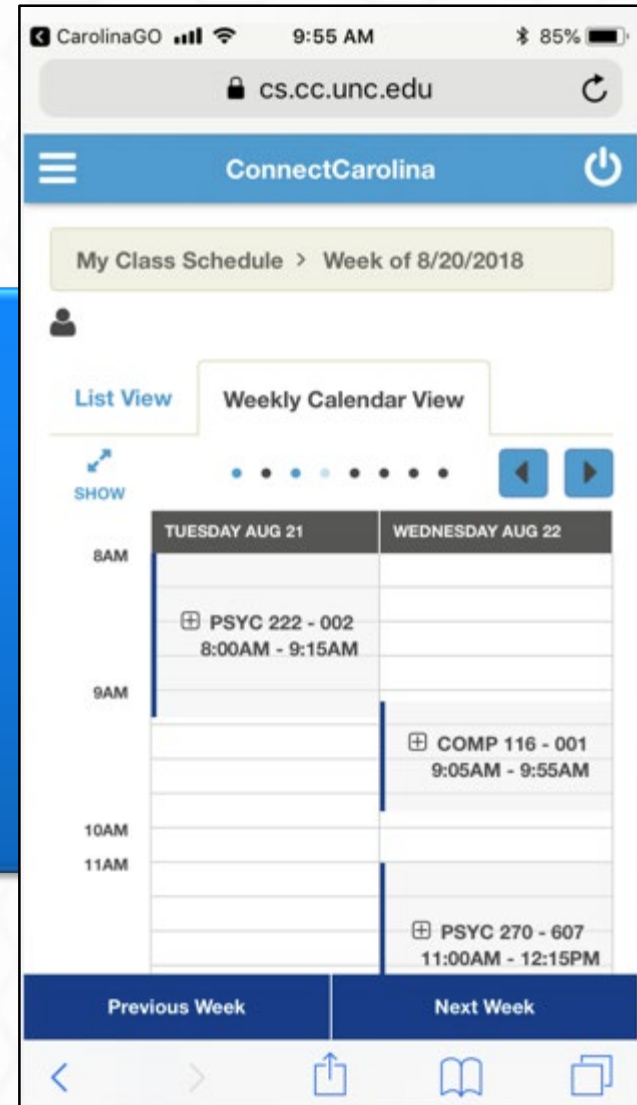
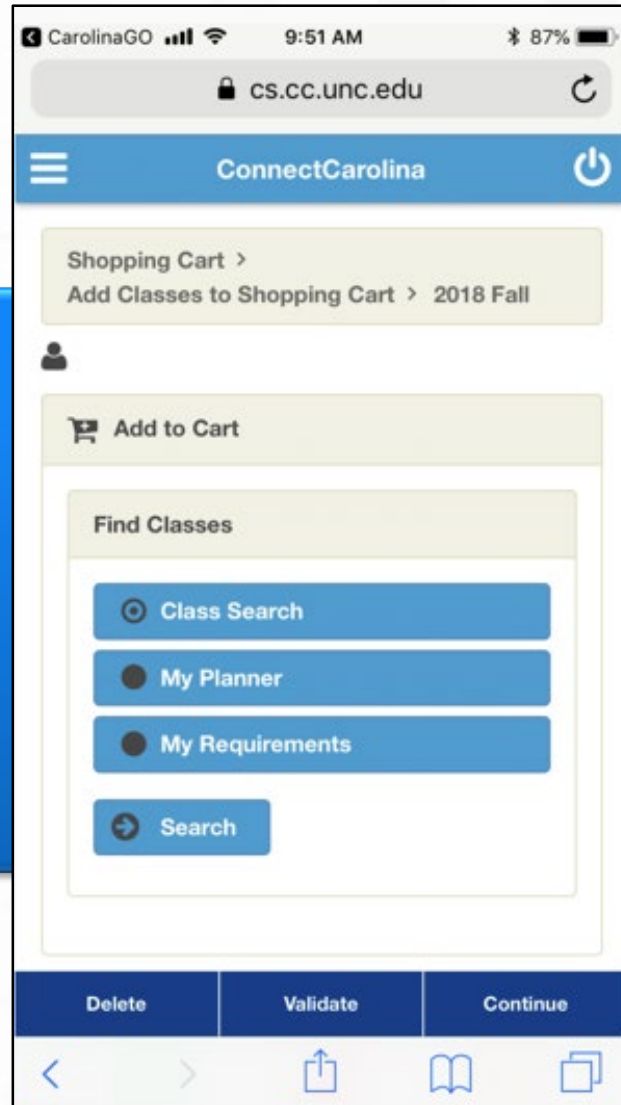





Making the connections

# FLUID NAVIGATION FOR STUDENTS

## A MORE MODERN STUDENT CENTER







Making the connections

# FLUID NAVIGATION FOR STUDENTS A MORE MODERN STUDENT CENTER

## Our first Fluid offering: Faculty Portal

The screenshot displays the UNC Faculty Portal interface. The top navigation bar includes the UNC logo, the title "Faculty Portal", and user information "PA91TRN2/DRAGLE". The main content area is divided into several sections:

- UNC Links**: A section for quick access to various university links.
- My Links**: A section for personalized links.
- Status/Notifications**: A section for alerts and notifications, including "Last Month Close", "InfoPorte", "ConnectCarolina", and "Carolina Connect".
- Grant Calendar**: A calendar view showing key dates for grants, such as "Jun 08 Grants are Final", "Jun 10 Research Grants Due", and "Aug 22 1st day of Classes".
- Finance**: A section for financial information, including a "PI Dashboard" and a table of project transactions.
- Teaching**: A section for teaching-related information, including a "Faculty Center" and a list of courses.
- Personal Folder**: A section for personal documents, including "My Salary Sources" and "Personal Faculty Documents".
- Worklist**: A section for a list of tasks or work items, including "Inbox (0)", "HR (3)", and "Finance (0)".
- Help and Support**: A section for user assistance, including "Documents", "FAQs", and "Forms".
- Report List**: A section for various reports, including "HR Reports", "Finance Reports", and "CS Reports".

The interface is designed with a clean, modern layout, featuring a blue header and a white background for the content areas. The navigation is fluid, allowing users to easily access different sections of the portal.



# FLUID NAVIGATION FOR STUDENTS A MORE MODERN STUDENT CENTER

Making the connections

## Example of a Portal Home Page with Tiles and Fluid Navigation



Main Menu in the upper left would become the navigation icon in the upper right and the menu would expand in a linear rather than fan display.

Folders on the left would render as tiles. Rather than clicking on the folder to expand page links, clicking on the tile would take you to a work center of page links.





# FLUID NAVIGATION FOR STUDENTS

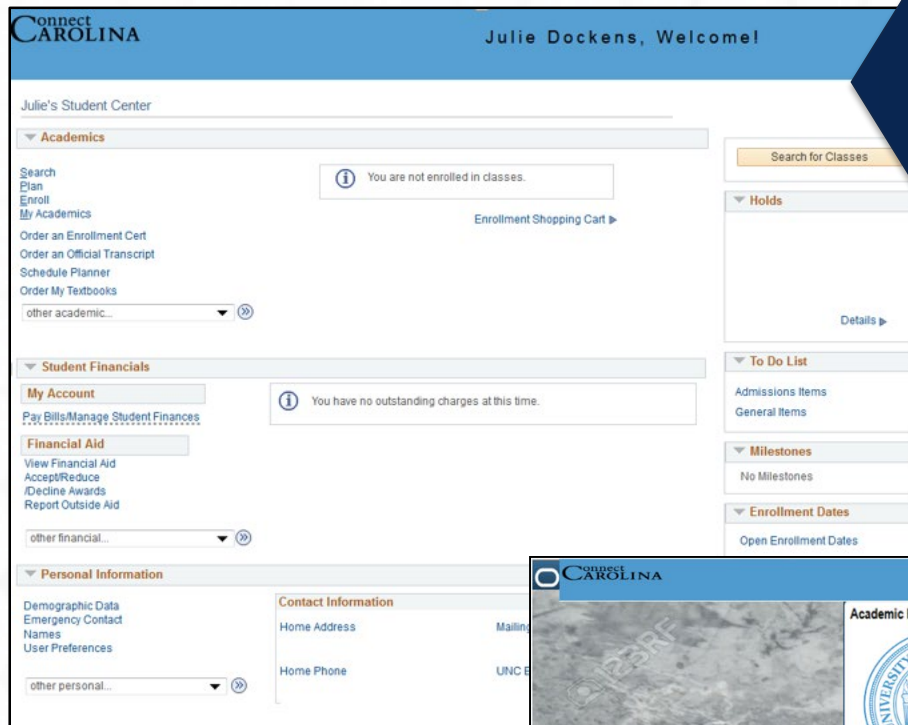
## A MORE MODERN STUDENT CENTER

Making the connections

Example of a  
Student  
Home Page  
with Tiles  
and Fluid  
Navigation

Links and  
dropdown  
boxes become  
tiles. Click on a  
subject to see a  
list of page  
links.

Frequently  
used links like  
Sakai  
potentially on  
the front page  
for easy access.










Making the connections

# FLUID NAVIGATION FOR STUDENTS

## A MORE MODERN STUDENT CENTER

### Academic Records Tile Navigation Collection

Student Homepage		Course History					   	
Course History		Course History						6 rows
View Grades								
View Unofficial Transcript		Class	Description	Term	Grade	Units	Status	
Request Official Transcript		COMP 426	MODERN WEB PROGRAMMING	2018 Fall		3.00	★ Planned	
		PHYA 227	SCUBA	2018 Fall		1.00	★ Planned	
		INLS 523	INTRO TO DB CONCEPTS & APPS	2018 Summer II		3.00	★ Planned	
		COMP 410	DATA STRUCTURES	2018 Spring		3.00	◆ In Progress	
		COMP 401	FOUND'N OF PROGRAMG	2016 Fall	H	4.00	✔ Taken	
		COMP 110	INTRO PROGRAMMING	2016 Summer I	A	3.00	✔ Taken	



## Financial Aid Tile Navigation Collection

Student Homepage - Admissions

Select a Value

Financial Aid Year 2016 - 2017

Financial Aid Year 2015 - 2016

Financial Aid

Financial Aid

2015-2016 Change

Awards

Summary

[Accept/Denial /Reduce Awards](#)

[Report Outside Aid](#)

[Work-Study jobs](#)

[Award Letter History](#)

[Cumulative Loan Balance](#)

[Anticipated Aid](#)

[Entrance Interview](#)

Award Summary

Display 

Summary

Award Description/Category	Award Status	Net Award
Federal Direct Unsub Loan	Accepted	5,500.00
Totals		5,500.00

Currency used is US Dollar

[Account Balance](#)





## Profile Tile Navigation Collection

Student Homepage

Profile

ID  
720531935

Personal Details

Contact Details

Addresses

Emergency Contacts

Ethnicity

PersonalBiographic

Personal Details

Names

+

Name	Type
JEROEN SOEURT	Primary





## Tasks Tile Navigation Collection

The screenshot displays a student portal interface. At the top, there is a navigation bar with a breadcrumb trail 'Student Homepage - Admissions' and a 'Tasks' section. Below the navigation bar, there is a 'Holds' tile with a red prohibition icon and a count of 3. To the right of the tile is a table titled 'Holds' showing 3 rows of data. The table has two columns: 'Hold' and 'Department'. The rows are: 'Cashier's Office Information' (University Cashier), 'Dept Hold - Enrollment' (University Registrar), and 'Dept Hold - Enrollment' (University Registrar). Each row has a right arrow icon. The interface is set against a blue background with a hexagonal pattern.

Hold	Department
Cashier's Office Information	University Cashier
Dept Hold - Enrollment	University Registrar
Dept Hold - Enrollment	University Registrar


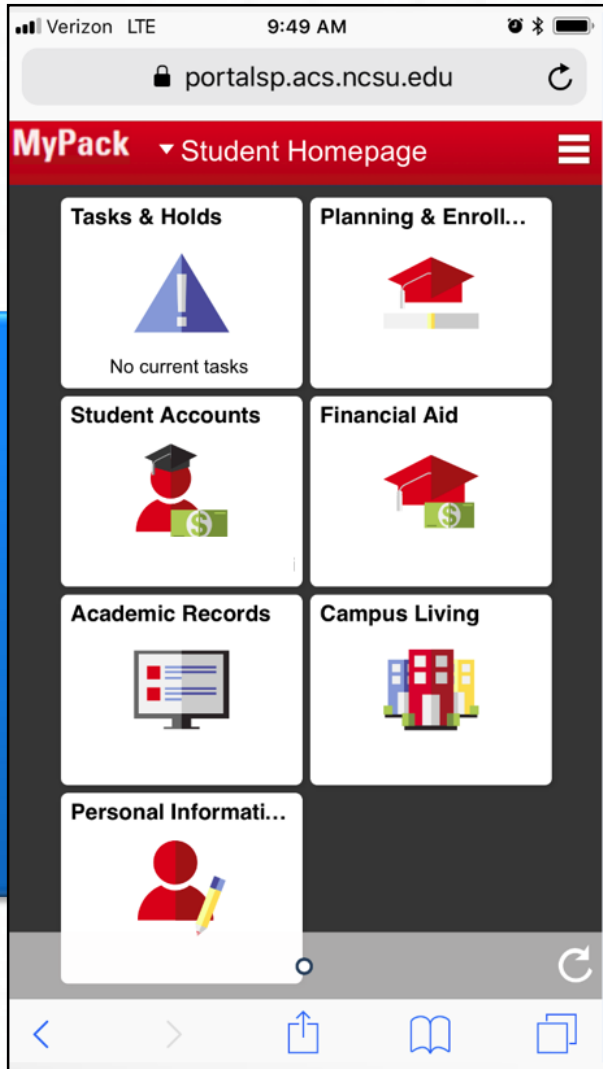


Making the connections

# FLUID NAVIGATION FOR STUDENTS A MORE MODERN STUDENT CENTER

## How ConnectCarolina will display on your Smart Phone

Fluid = Responsive



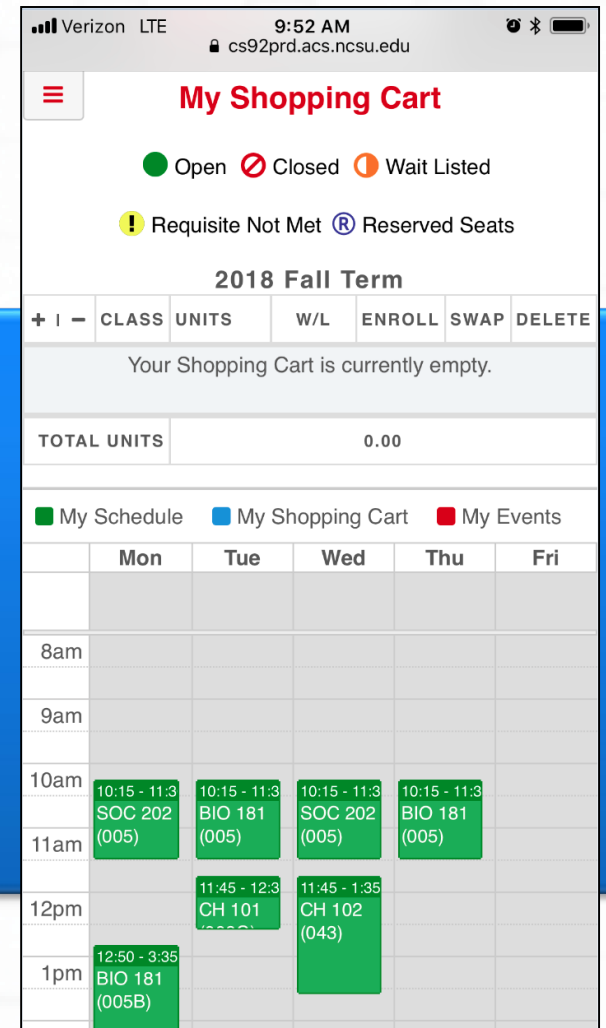
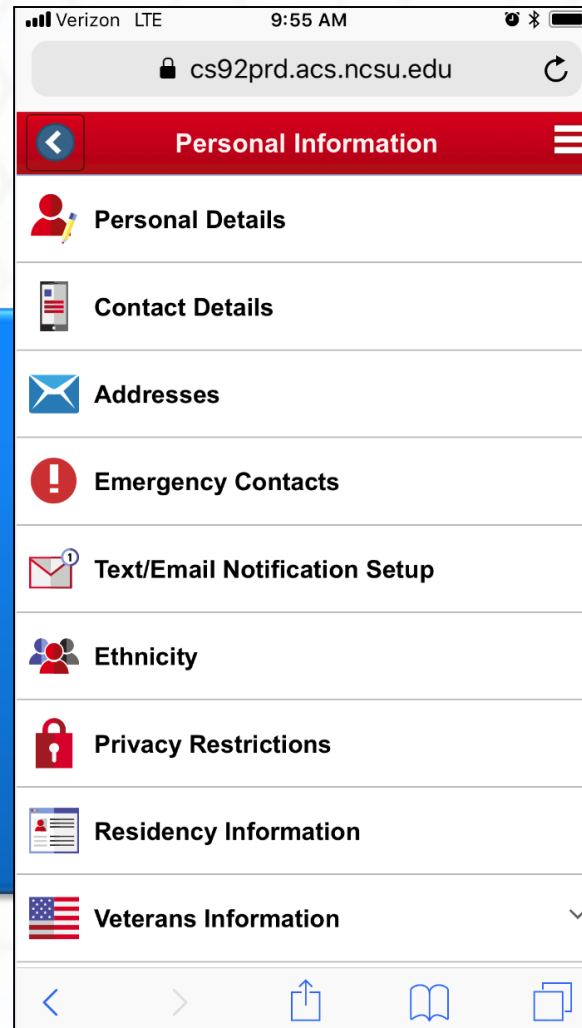
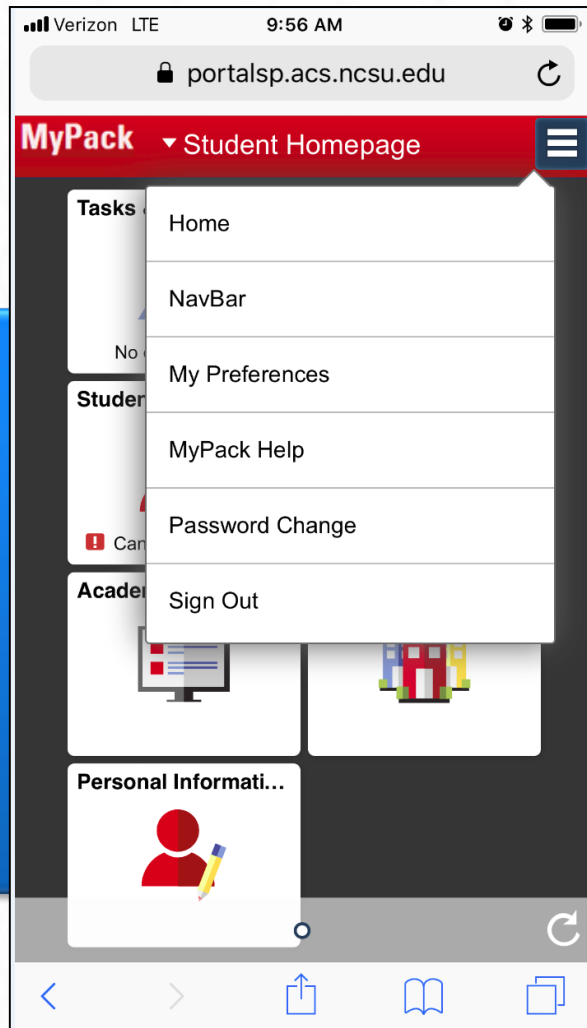


Making the connections

# FLUID NAVIGATION FOR STUDENTS

## A MORE MODERN STUDENT CENTER

### More examples from our friends at NC State

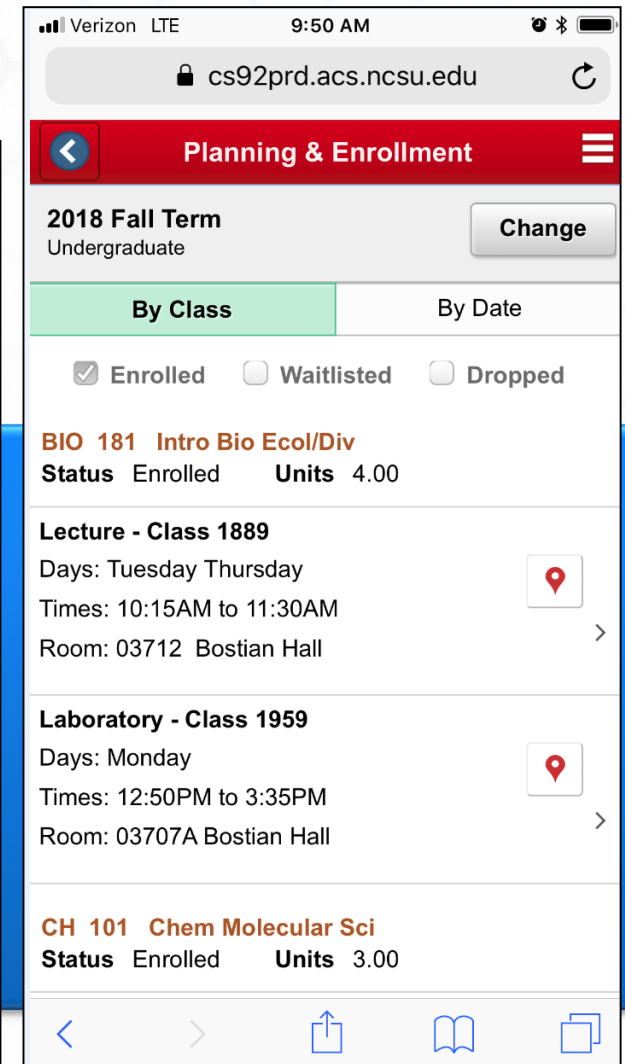
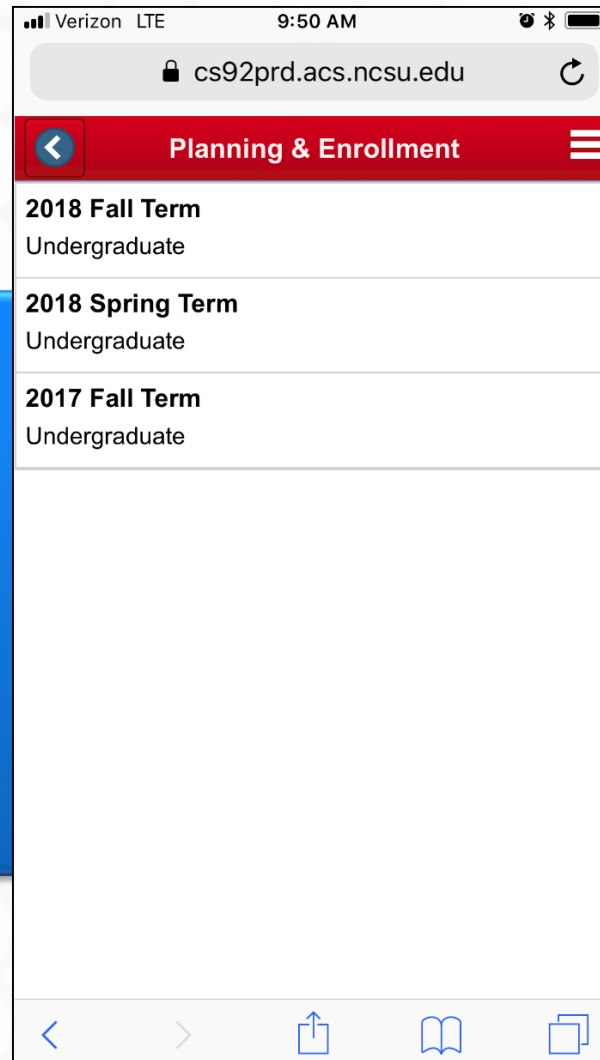
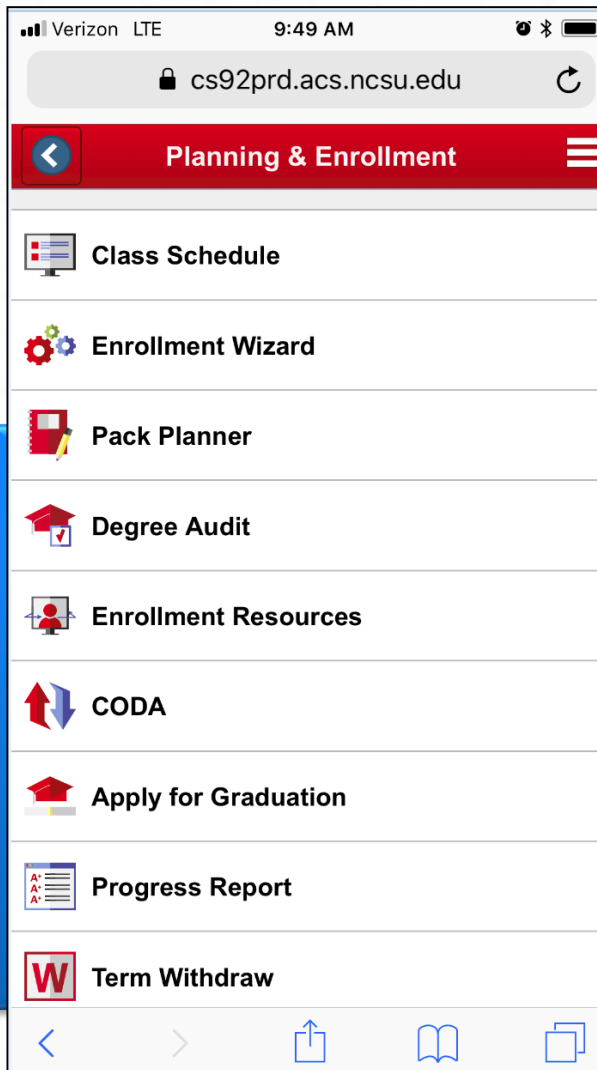




Making the connections

# FLUID NAVIGATION FOR STUDENTS A MORE MODERN STUDENT CENTER

And a few more

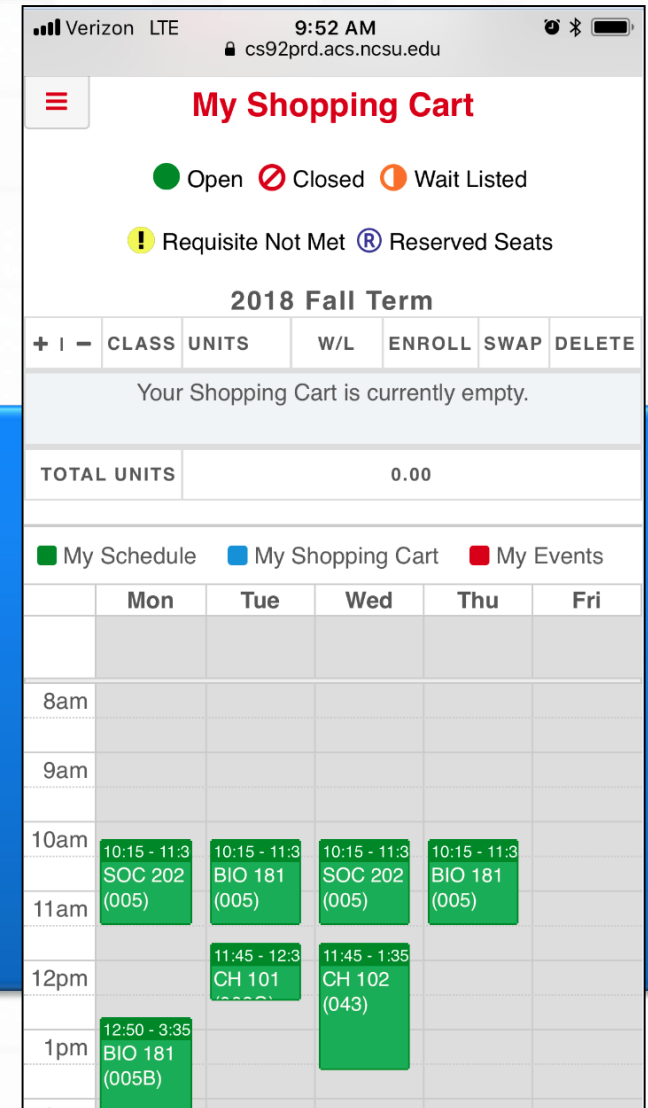
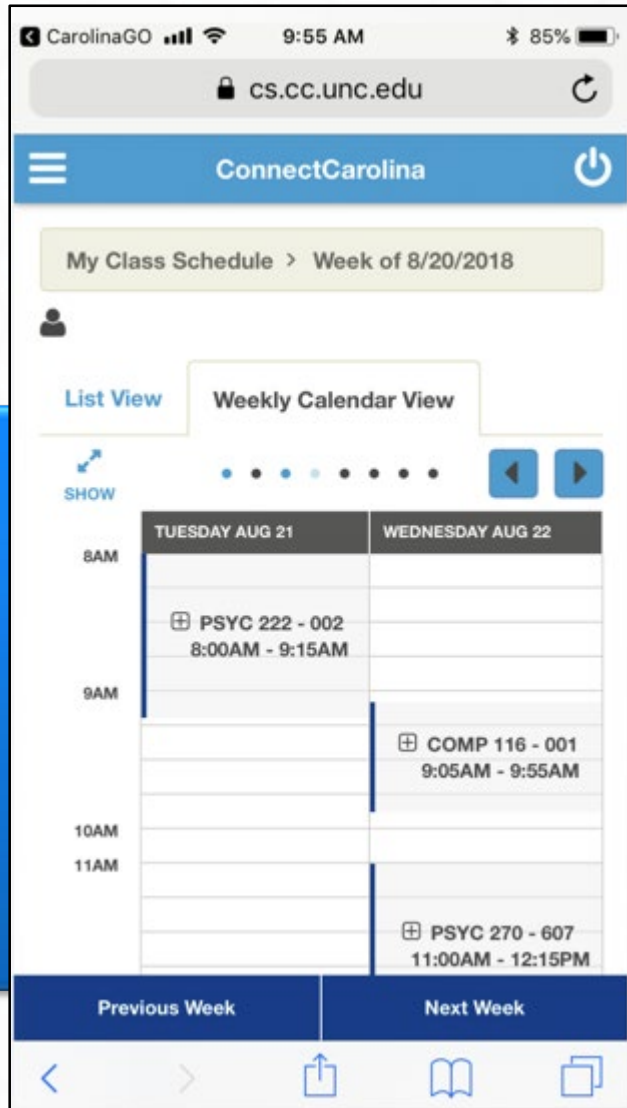




Making the connections

# FLUID NAVIGATION FOR STUDENTS A MORE MODERN STUDENT CENTER

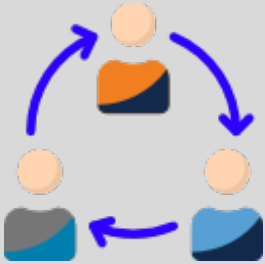
The difference  
Fluid makes





# Questions?





**Thank You for Your Participation!**



Please take a few minutes to complete the survey.